



Wisley 2025



WELCOME TO COVE JUNIOR CURRICULUM EVENING



YEAR 3

A DAY AT SCHOOL

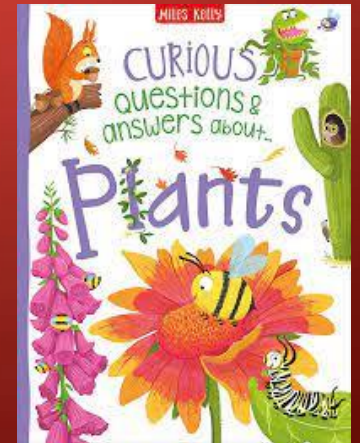
- A named coat
- A named water bottle
- Reading book and Reading Record Book
- A healthy snack for break for example an apple, cereal bar, plain biscuit



ENGLISH



- Text based – books chosen to stimulate and challenge
- Cross-curricular links with topic areas
- Purpose for writing – providing an audience and making a task more exciting
- Taught daily within class
- Regular teaching of cursive handwriting – aiming to earn a pen licence!
- SPAG – Spelling, Punctuation and Grammar will be incorporated into English lessons, through the texts.
- Phonics taught within the English lesson



BOOK TALK

- Children learn the skills of reading
 - Unpicking the viewpoint of an author
 - Discussing features of a text
 - Learning skimming and scanning techniques
 - Giving evidence to support a statement
 - Making valid predictions
 - Responding creatively to a text
 - They also learn how reading will improve their writing – readers into writers!



ON THE TABLES

HOW TO USE,

- Cursive Handwriting
- English Vocabulary linked to the Curriculum
- Ideas for practicing Spellings

Spelling Challenge

Join the Dots

Write each of your words using **dots**. Then, **join the dots** with a coloured pencil to make your word.



Spelling Challenge

Fancy Letters


Write each of your words using **fancy writing**. Your letters could be curly or dotty... or whatever you decide!



Spelling Challenge

Across and Down

Write your words **across and down**, sharing the same first letter. **example**



Spelling Challenge

Pyramid Writing

Write each of your words like a pyramid:



Spelling Challenge

Rainbow Words

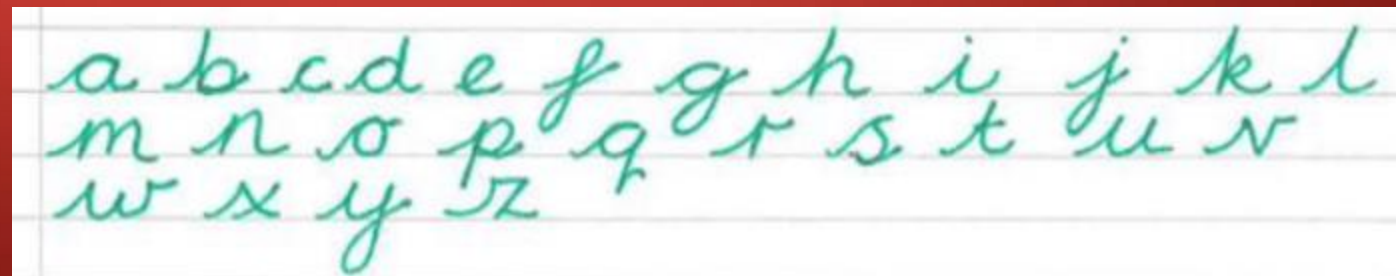
Write your words out in pencil. Next, draw around each letter **five more times** using a different coloured pencil.



Spelling Challenge

Blue Vowels

Write out each of your words. Go over the vowels in each word using **blue** pencil.



MATHS

From the curriculum

- ▶ Understanding of the whole number
- ▶ *Times tables (x2,x5,x10,4x,8x)*
- ▶ Become more confident with +, -, x and ÷
- ▶ Maths in context.
- ▶ For example : I go to the shop and buy a magazine for £2 and two DVDs for £3 each. How much change should I get from £10?

x	1	2	3	4	5	6	7	8	9	10
1	1	2	3	4	5	6	7	8	9	10
2	2	4	6	8	10	12	14	16	18	20
3	3	6	9	12	15	18	21	24	27	30
4	4	8	12	16	20	24	28	32	36	40
5	5	10	15	20	25	30	35	40	45	50
6	6	12	18	24	30	36	42	48	54	60
7	7	14	21	28	35	42	49	56	63	70
8	8	16	24	32	40	48	56	64	72	80
9	9	18	27	36	45	54	63	72	81	90
10	10	20	30	40	50	60	70	80	90	100

MULTIPLICATION TABLES




Expectations:

- ▶ To practise their times tables every week – Times Table Rockstars.
- ▶ To be able to recall both multiplication and division facts, out of sequence.
- ▶ To be tested by teacher or LSA in order to achieve the school awards.
- ▶ End of year 4 times table assessment

ON TABLES

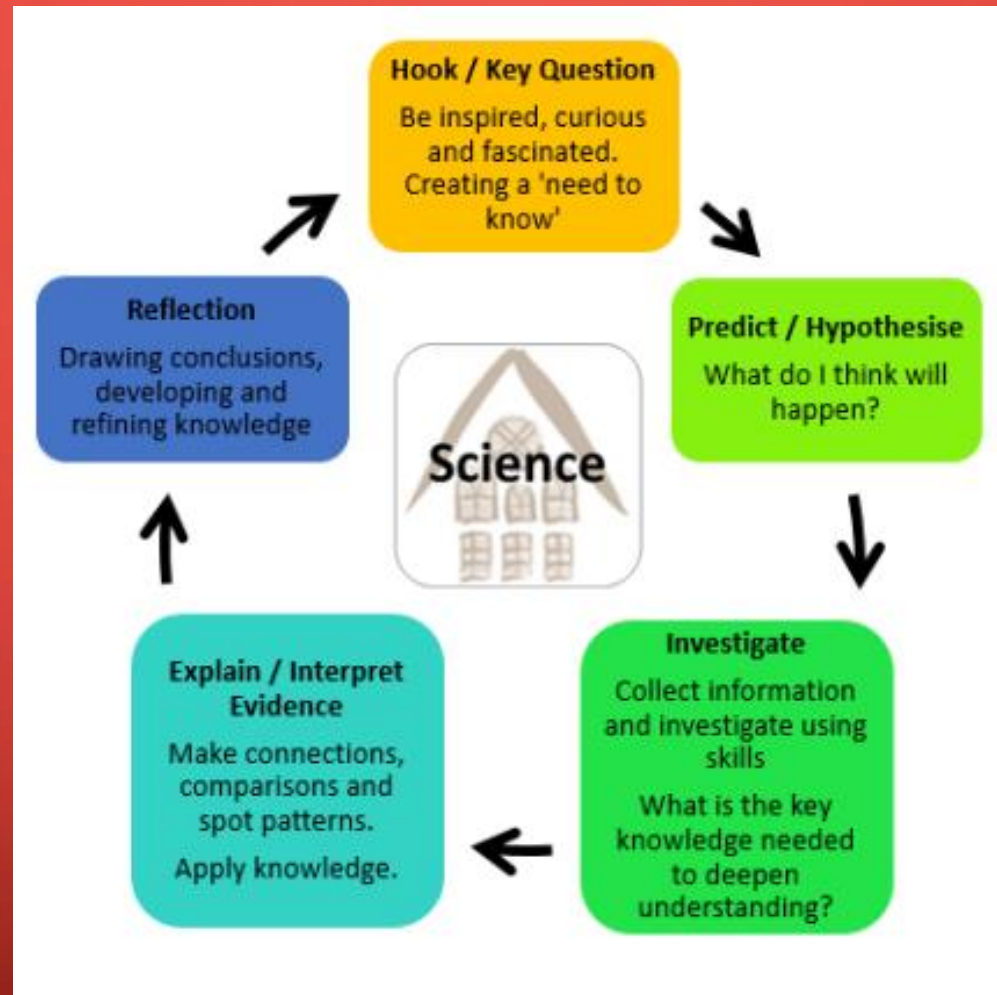
- Times Table Rockstars (TTRS)
- How to use concrete resources to support calculations





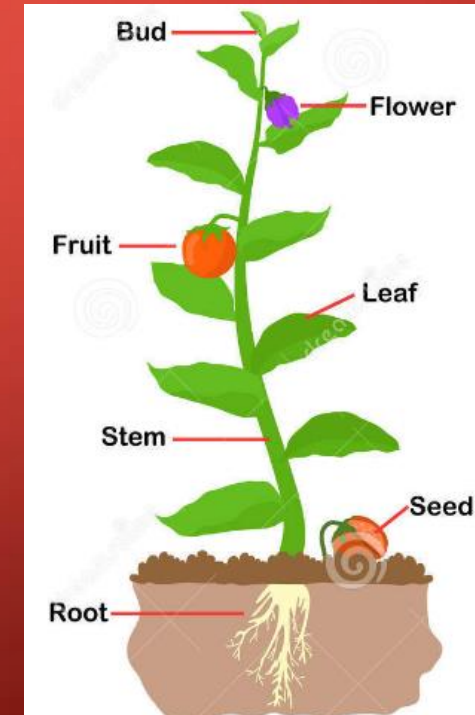
Intent:

- Our vision is to develop the natural curiosity that children have about the world we live in. By doing this, we encourage them to investigate and find answers that ensure they have a better understanding of natural phenomena as well as how they can make a positive contribution to bring about change to the world we live in.



ON A TABLE

- Scientific vocabulary
- Examples of investigations and how they are set out



HOMEWORK

- ▶ This year homework will take the form of optional half termly projects that link to the current topic.
- ▶ This is an opportunity for you to work with your child to produce some high quality, creative and imaginative pieces.
- ▶ Your child must also practise their times tables at home every week and read at least five times a week to an adult.
- ▶ All reading should be recorded in the Reading Record Book.

Please remember...

- Reading Record book – let your child know if there is a note for their teacher
- Reading books and Reading Record Books into school daily
- P.E. kit to be worn to school on a Monday (Inside) and a Wednesday (Outside)

P.E.

- ✓ Hairbands for long hair
- ✓ Earrings out
- ✓ Watches off

Also...

- ✓ Please hear your child read at least 5 times a week
- ✓ Names in **all** items of clothing and water bottles
- ✓ No jewellery except stud earrings and wrist watches

